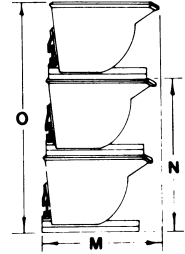
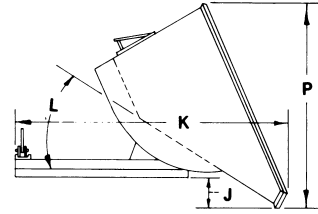
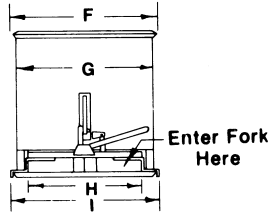
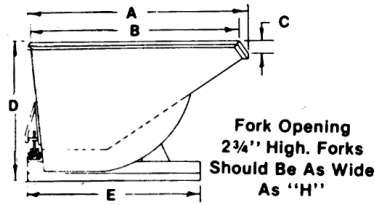


# HEAVY DUTY SELF DUMPING HOPPERS WITH FORMED BASE



MODEL	VOL CAP	WT CAP*	A	B	C	D	E	F	G	H	I	J	K	L	M	N	O	P	SHIP WT
H-125	¼ Yd.	1,500#	31"	30½"	0"	17½"	29"	31"	30"	25"	31"	4½"	39"	45°	Non-Stackable			29½"	254#
H-25	¼ Yd.	3,000#	46"	45½"	0"	26½"	42½"	30"	29"	23½"	31½"	7"	56½"	45°	52"	51½"	76½"	45"	400#
H-375	¼ Yd.	3,000#	47"	44"	2½"	31"	42½"	32"	29"	23½"	31½"	6"	60"	42°	54"	60¾"	90½"	46"	420#
H-50N	¼ Yd.	4,000#	49½"	46¾"	5¼"	35½"	42½"	32"	29"	23½"	31½"	8"	65"	42°	61"	69¾"	103¾"	49"	420#
H-50	¼ Yd.	4,000#	47"	44"	2½"	31"	42½"	39"	36"	30¾"	39"	7"	60"	42°	58"	61½"	91½"	46"	460#
H-75	¼ Yd.	5,000#	59"	55½"	3"	36½"	48"	39"	36"	30¾"	39"	11"	71"	41°	65"	72¾"	108½"	57"	580#
H-100	1 Yd.	6,000#	62"	58"	4"	38½"	48"	39"	36"	30¾"	39"	9"	75"	35°	68"	75¾"	112¾"	58"	600#
H-150	1½ Yd.	6,000#	67"	59¾"	8"	46¾"	54½"	44½"	41"	35½"	43¾"	6"	85"	35°	73"	91½"	136½"	63"	750#

\*Weight capacity factory test up to weights shown. Note: When stacking loaded hoppers, factory recommends maximum weights in each hopper of 2500# for 3 hoppers high and 4000# for 2 hoppers high.